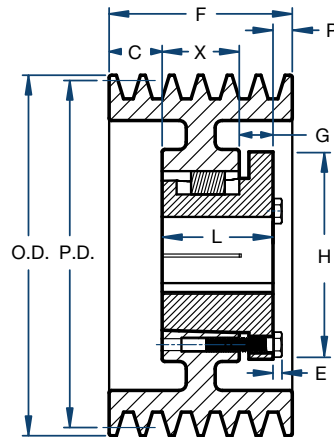
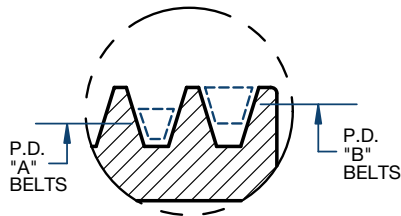



Sheaves

6B/SPLIT TAPER



Type 15

Part Number		Diameter (in)			Type	Dimensions (in)								Weight less Bushing (lbs)
Sheave	Bushing	Pitch A	Pitch B	Outside		L	P	C	H	F	G	X	E	
6B70R	R1	6.6	7.0	7.35	15	2-7/8	1/2	1-3/8	5-3/8	4-3/4	7/8	2	9/32	19.0
6B74R	R1	7.0	7.4	7.75	15	2-7/8	1/2	1-3/8	5-3/8	4-3/4	7/8	2	9/32	21.8
6B80R	R1	7.6	8.0	8.35	15	2-7/8	1/2	1-3/8	5-3/8	4-3/4	7/8	2	9/32	26.8
6B86R	R1	8.2	8.6	8.95	15	2-7/8	1/2	1-3/8	5-3/8	4-3/4	7/8	2	9/32	29.4
6B90R	R1	8.6	9.0	9.35	15	2-7/8	1/2	1-3/8	5-3/8	4-3/4	7/8	2	9/32	31.4
6B94R	R1	9.0	9.4	9.75	15	2-7/8	1/2	1-3/8	5-3/8	4-3/4	7/8	2	9/32	32.8
6B110R	R1	10.6	11.0	11.35	15	2-7/8	1/2	1-3/8	5-3/8	4-3/4	7/8	2	9/32	37.0
6B124R	R1	12.0	12.4	12.75	15	2-7/8	1/2	1-3/8	5-3/8	4-3/4	7/8	2	9/32	39.4
6B136R	R1	13.2	13.6	13.95	15	2-7/8	1/2	1-3/8	5-3/8	4-3/4	7/8	2	9/32	45.3
6B154R	R1	15.0	15.4	15.75	15	2-7/8	1/2	1-3/8	5-3/8	4-3/4	7/8	2	9/32	49.1
6B160R	R1	15.6	16.0	16.35	15	2-7/8	1/2	1-3/8	5-3/8	4-3/4	7/8	2	9/32	52.0
6B184R	R1	18.0	18.4	18.75	15	2-7/8	1/2	1-3/8	5-3/8	4-3/4	7/8	2	9/32	59.0
6B200R	R1	19.5	20.0	20.35	15	2-7/8	1/2	1-3/8	5-3/8	4-3/4	7/8	2	9/32	69.0
6B250R	R1	24.5	25.0	25.35	15	2-7/8	1/2	1-3/8	5-3/8	4-3/4	7/8	2	9/32	83.0
6B300R	R1	29.5	30.0	30.35	15	2-7/8	1/2	1-3/8	5-3/8	4-3/4	7/8	2	9/32	126.0
6B380R	R1	37.5	38.0	38.35	15	2-7/8	1/2	1-3/8	5-3/8	4-3/4	7/8	2	9/32	170.0